


Front

Back



Product Specifications

Bolts

- 3/8"-16 x 1.5" Bolt*
- Material Type: 304 Stainless Steel

Plate

- Dimensions: 8.128" x 5.47"
- Fastener Hole Diameter: 0.265" (12 holes)
- Steel Thickness: 0.047" (1.194mm)
- Material Type: Galvanized Steel G90

Cover Membrane

- Manufacturer: Brand or Non-Brand Specific*
- Color: Default White*
- Length: 14.75"
- Width: 11.75"
- Thickness: Approx. 130 mils*

Patents

- Visit www.anchorp.com/patents

Packaging Specifications

- Sold Individually OR Full Box Quantity
- Individual Weight: Approx. 1.98 lbs
- Full Box Quantity: 10 units
- Box Weight: Approx. 20 lbs
- Box Dimensions: 19" x 13" x 9"
- Full Pallet Quantity: 40 boxes
- Pallet Dimensions: 48" x 40" x 40"

Description

The U3600-S SBS Torch is a lightweight rooftop attachment system consisting of an U-Anchor 3000s Series plate, flashing cover and separator membrane. The U3600-S SBS Torch provides a fastened, watertight, warranted attachment for torch applied roofing systems.

Advantages

- Lightweight: 32 oz. (907 grams).
- Fast installation, approximate rate of 12 per man hour.
- Installs on low-slope roofs.

U-Anchor Attachment

The U3600-S SBS Torch is attached by fastening through the roofing assembly and into the structural decking with 2-12 approved fasteners, as directed by project specific engineering. Depending on the roofing manufacturer's requirements, 1 or 2 plies of membrane may be required. The membrane flashing is torched in place over the primed roof membrane, followed by the separator disk, per the roofing manufacturer's specific methods.

Project-specific data is required to determine the correct type of fastener and number needed to secure each U-Anchor. An ANSI/SPRI FX-1 Pull Test is recommended to measure the pull-out resistance of fasteners included in the load path, (for example, substrate -> fasteners -> the U-Anchor -> other components.)

Equipment Attachment



To securely mount your rooftop equipment to the U-Anchor, after its installed, the connection nut must be tightened to approximately 20-25 ft.-lbs.

Use a calibrated torque wrench during install to ensure appropriate results are achieved.

Refer to product documentation for detailed installation and component requirements.

Testing

Results are based on plate performance only.

- Ultimate Load - Shear **X**: 9,575 lbs 
- Ultimate Load - Shear **Y**: 8,682 lbs 
- Ultimate Load - Tension: 4,201 lbs

Tested in accordance with ICC AC467

Individual roof deck assembly tests available upon request as application specific results may vary.

Warranty

- 20 Year Limited Material Only Warranty.
Subject to terms and conditions.

* Specified option is standard. Custom options may be available for additional charge. Lead times may apply depending on roofing manufacturer and product availability.

All representations herein are premised on proper installation and use of approved components. Failure to properly install or use of unapproved components voids all Anchor Products representations.

Anchor Products systems are included in many roofing manufacturers' guarantees! Please contact us for more information.

